

# LOGO 9 Amounts

Early learning and kindergarten

To develop and improve preschool skills in a playful way

## Contents

### 1. Landing page

- 1.1. Exercise selection
- 1.2. Training Log

### 2. Levels of difficulty of an exercise

### 3. Exercises

- 3.1. Info bar
- 3.2. Task and selection
- 3.3. Feedback
- 3.4. Types of exercises
  - 3.4.1. Click exercise
  - 3.4.2. Multi-click exercise
  - 3.4.3. Connect
  - 3.4.4. Drag
  - 3.4.5. Drag & Drop
  - 3.4.6. Memory

### 4. Overview of all exercises LOGO 9 – Amounts

### 5. Overview of all LOGO learning modules

- 5.1. Logo 1 – Colours and Shapes
- 5.2. Logo 2 – Discover
- 5.3. Logo 3 – Complete
- 5.4. Logo 4 – Directions
- 5.5. Logo 5 – Combine
- 5.6. Logo 6 – Classify
- 5.7. Logo 7 – Symmetries
- 5.8. Logo 8 – Series
- 5.9. Logo 9 – Amounts

### 6. Team

#### profax Verlag AG

Bahnstrasse 28  
9435 Heerbrugg  
Schweiz  
+41 44 500 60 10  
info@profax.com  
www.profax.com



## 1. Landing page



The landing page is both **exercise selection** and **Training Log**. Here, students select the desired exercise set and have an insight into their work status.

### 1.1. Exercise selection

Each learning module in the LOGO series focuses on an important topic of pre-school learning. The start page of the learning module is both an exercise selection and a Training Log. A learning module in the LOGO series always offers nine different exercises on the topic of the learning module. Click or tap on the triangular exercise symbol to select the difficulty level of an exercise. The exercises become more challenging from top left to bottom right.

The learning modules in the LOGO series are **language-free**.

### 1.2. Training Log

The exercise selection is also a Training Log and continuously documents the learning progress. The three sides of the triangular exercise symbol represent the three difficulty levels of an exercise. They are filled with color according to the degree of completion of an exercise. Anyone who completes all three difficulty levels of an exercise without errors is rewarded with a star.



Level 1 solved without errors



Level 2 solved without errors



Level 2 incompletely solved or error during processing

**profax Verlag AG**  
Bahnstrasse 28  
9435 Heerbrugg  
Schweiz  
+41 44 500 60 10  
info@profax.com  
www.profax.com





All 3 levels solved without errors

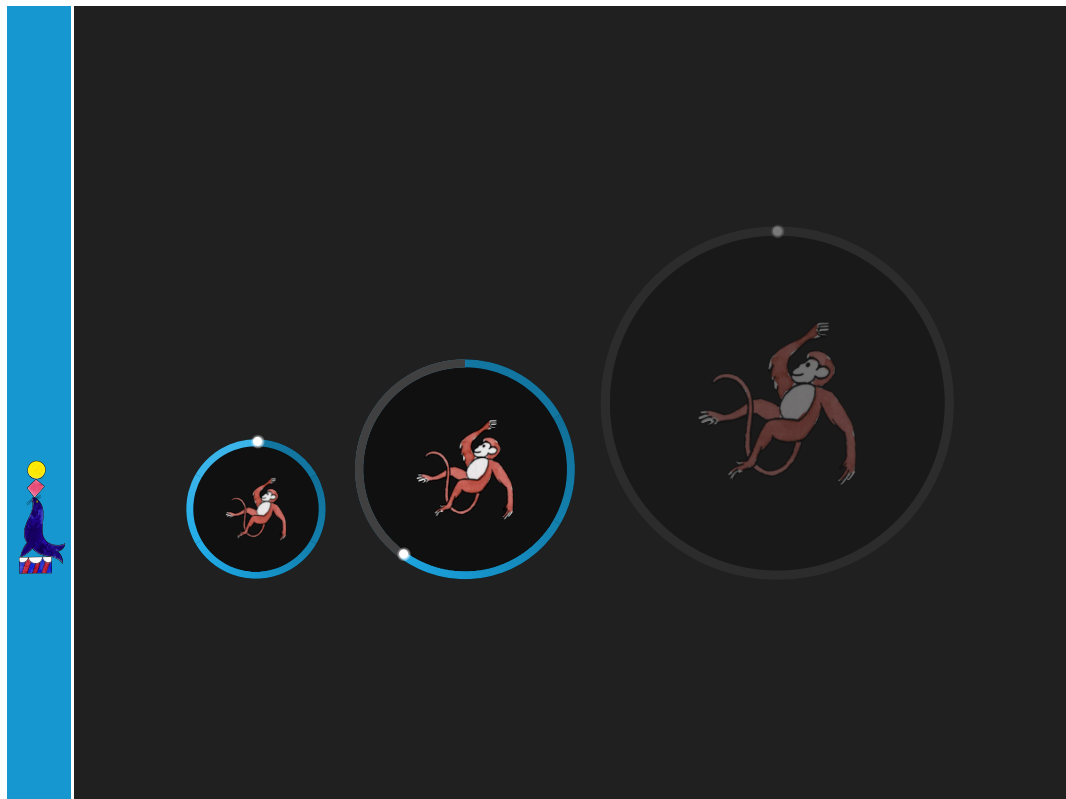
**profax Verlag AG**

Bahnstrasse 28  
9435 Heerbrugg  
Schweiz  
+41 44 500 60 10  
info@profax.com  
www.profax.com

profax

## 2. Levels of difficulty of an exercise

The three difficulty levels of an exercise help children to familiarize themselves with a topic. In the introductory level, they get to know the mechanism and the requirements of the exercise in the simplest possible way. Success is guaranteed. This motivates them to tackle and master the increasing challenges of the next levels.



The next level is unlocked as soon as the previous level has been solved completely and without errors.

### Level 1 – Introductory exercise with tutorial character

Simple and with graphic support where useful  
Getting to know the task, the objects and the exercise mechanism  
Few tasks  
→ Preparation for levels 2 and 3

### Level 2

Increased requirements in terms of differentiation and orientation  
Often shuffling the selection, reorientation in every task  
More tasks, more elements to choose from

### Level 3

High demands in terms of differentiation and orientation  
Mixing the selection, reorientation in each task High number of tasks, many elements to choose from  
→ Increased demand on stamina and concentration

**profax Verlag AG**  
Bahnstrasse 28  
9435 Heerbrugg  
Schweiz  
+41 44 500 60 10  
info@profax.com  
www.profax.com

profax

## 3. Exercises

### 3.1. Info bar



#### Navigation arrow

The blue arrow takes you back to the level selection and from there to the exercise selection.

#### Icon Level

The three increasing dots represent the three difficulty levels. The filled dot indicates the currently selected level (here level 2).

#### Exercise processing status

The progress bar fills up according to the degree of completion of an exercise. Incorrectly completed exercises are marked with a **x**.

#### Help

Click or tap on the question mark to activate help. An animation shows what needs to be done in the current task. Help can be called up at any time.

#### profax Verlag AG

Bahnstrasse 28  
9435 Heerbrugg  
Schweiz  
+41 44 500 60 10  
info@profax.com  
www.profax.com

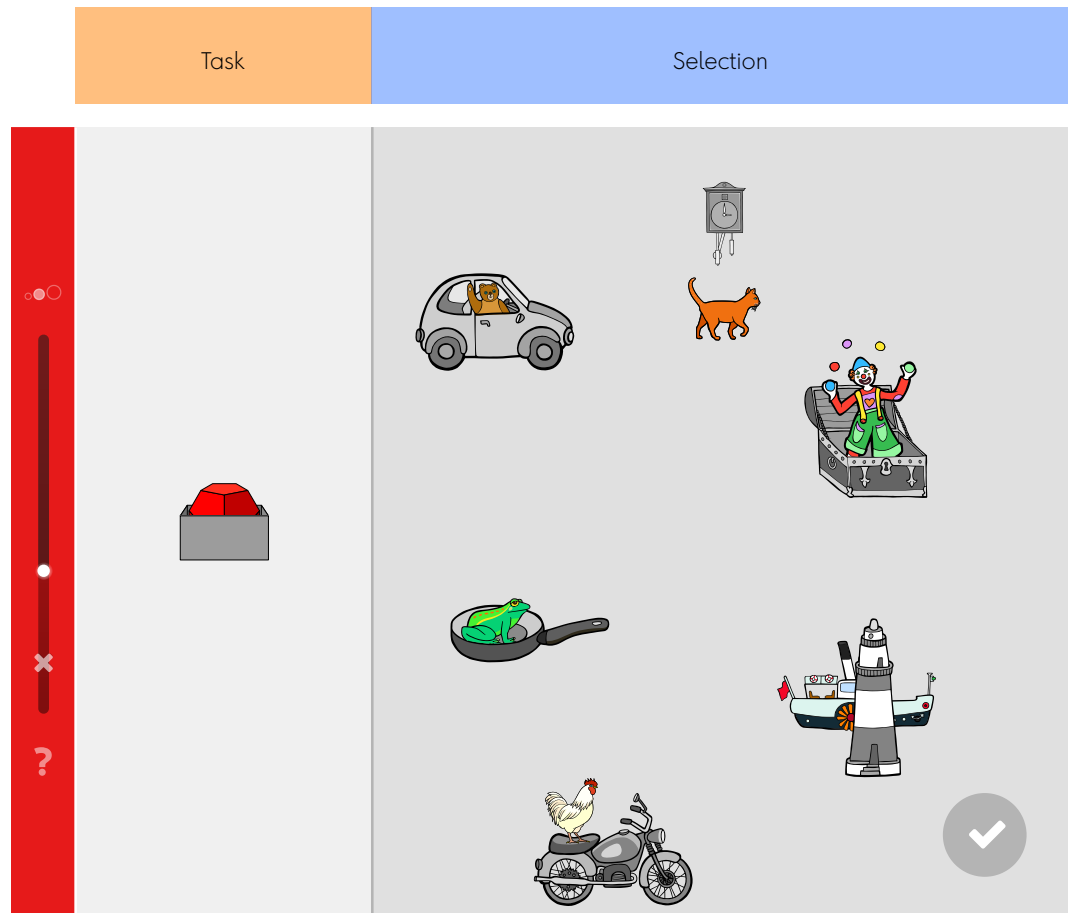
profax

### 3.2. Task and selection

The exercise screen is usually divided into two areas.

The exercise tasks appear in the left-hand (or upper) area. These can be elements to be searched for, objects that need to be added, objects moving in certain directions, etc.

The right (or lower) area offers a selection of solutions, a comparison picture, symbols matching movements, etc.



#### profax Verlag AG

Bahnstrasse 28  
9435 Heerbrugg  
Schweiz  
+41 44 500 60 10  
info@profax.com  
www.profax.com


profax

### 3.3. Feedback

Correctly solved tasks get a green checkmark ✓. An animation often confirms the correct selection.





Incorrectly solved tasks are marked with a red cross in the selection ✗. The error appears as an ✗ on the progress bar.



### 3.4. Types of exercises

#### 3.4.1. Click exercise

Only **one element** is searched for. Click or tap on the element to select it. The feedback as to whether the selection was correct or incorrect is provided immediately.



**profax Verlag AG**  
Bahnstrasse 28  
9435 Heerbrugg  
Schweiz  
+41 44 500 60 10  
info@profax.com  
www.profax.com

profax

### 3.4.2. Multi-click exercise

You are looking for **several elements**. They are selected by clicking or tapping on them. The selection must be confirmed at the end.



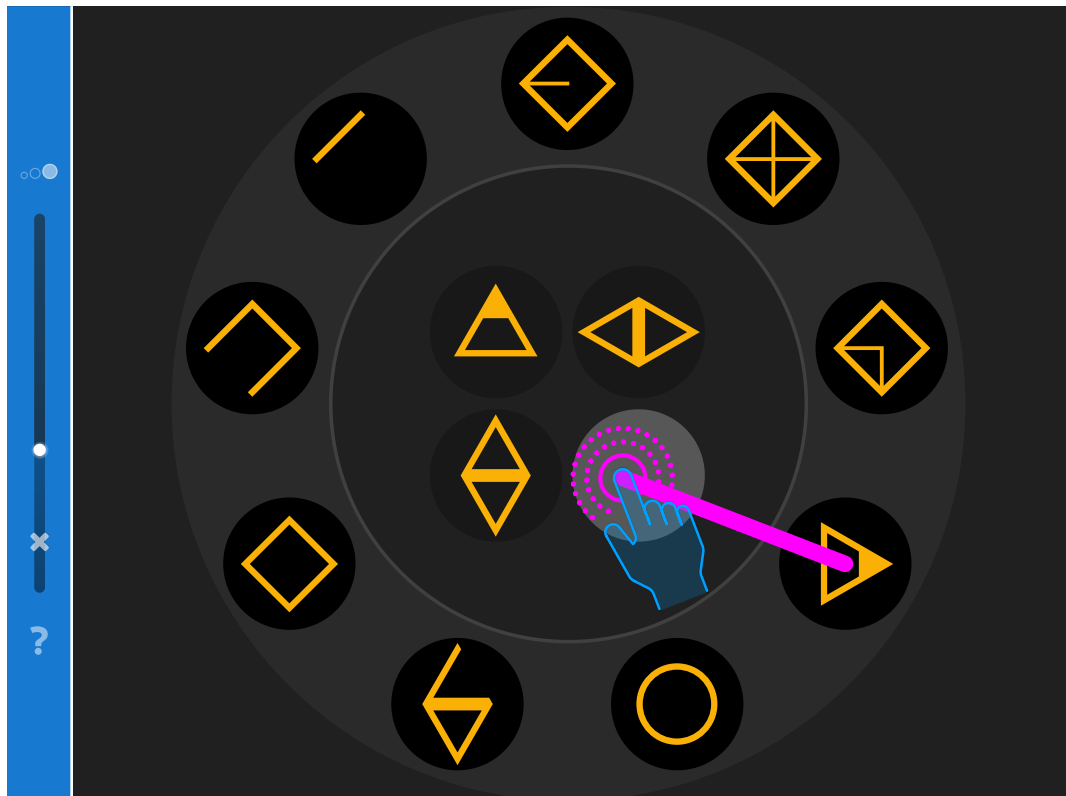
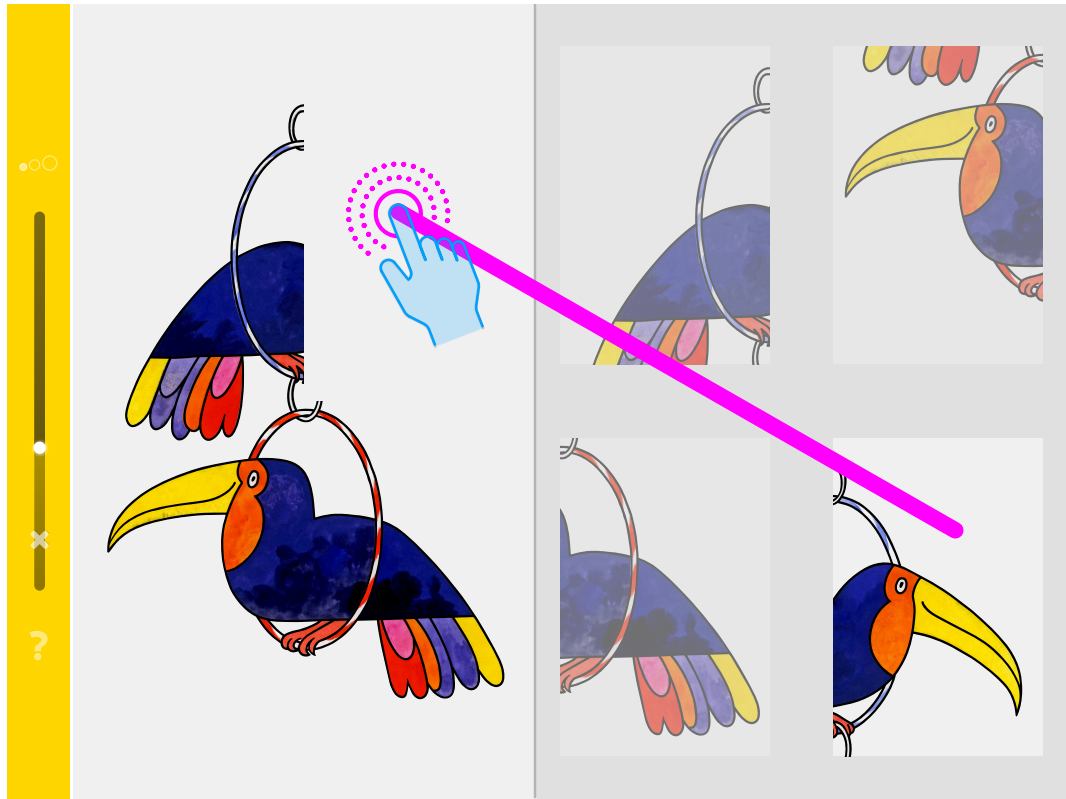
#### profax Verlag AG

Bahnstrasse 28  
9435 Heerbrugg  
Schweiz  
+41 44 500 60 10  
info@profax.com  
www.profax.com

profax

### 3.4.3. Connect

The elements that belong together are connected by holding down the left mouse button or, on touchscreens, with a finger movement. Feedback as to whether the correct elements have been connected is provided immediately.

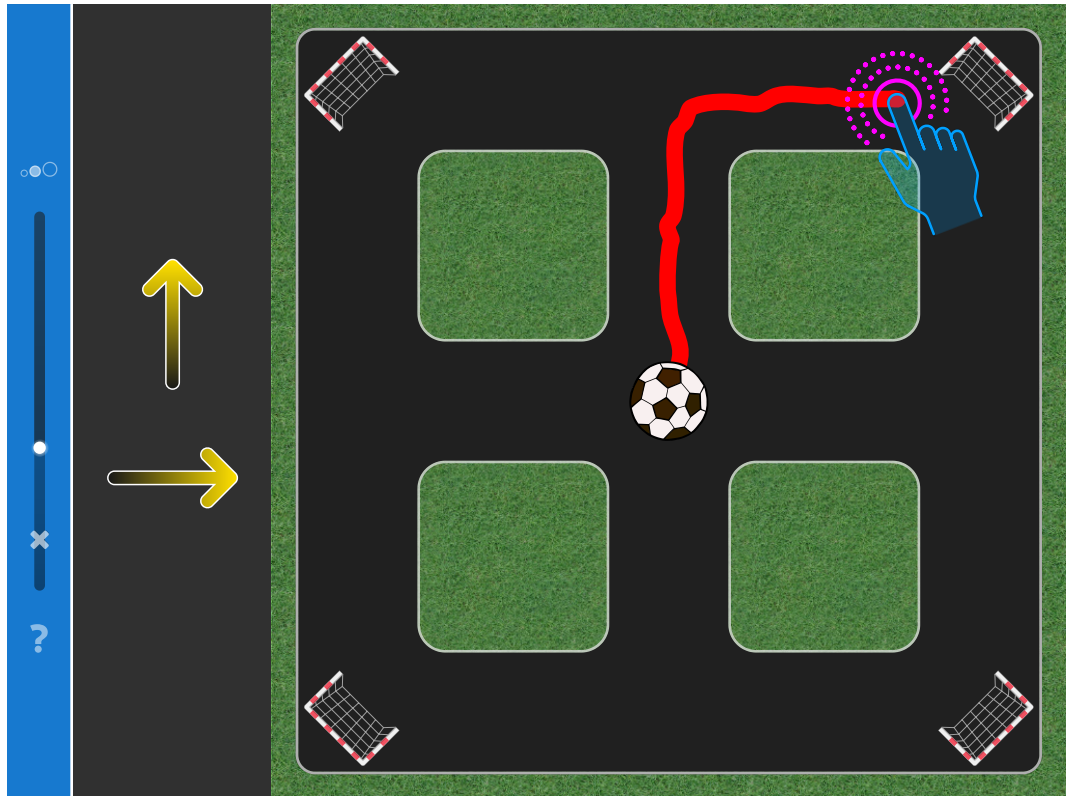


**profax Verlag AG**  
Bahnstrasse 28  
9435 Heerbrugg  
Schweiz  
+41 44 500 60 10  
info@profax.com  
www.profax.com

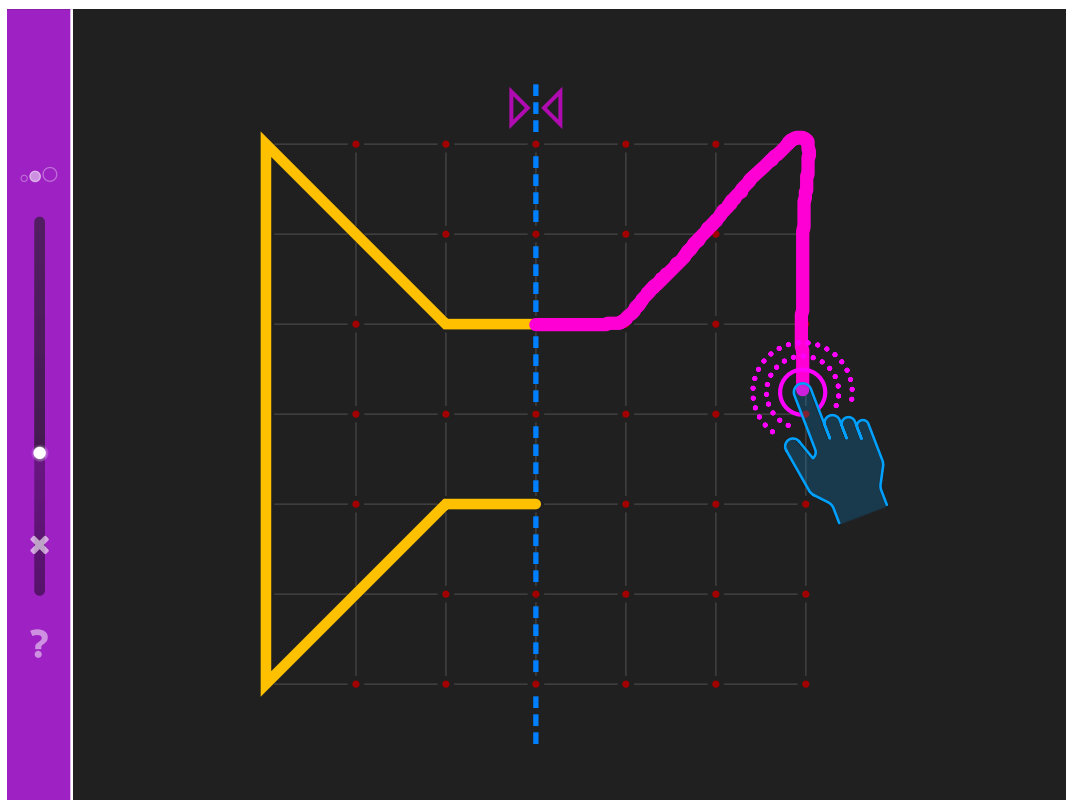
profax

### 3.4.4. Drag

An element is clicked or tapped on and must be moved to a destination by holding down the mouse button. The path becomes visible when dragging.



Variant: A path is drawn by holding down the mouse button or directly with the finger on a touch-enabled screen.

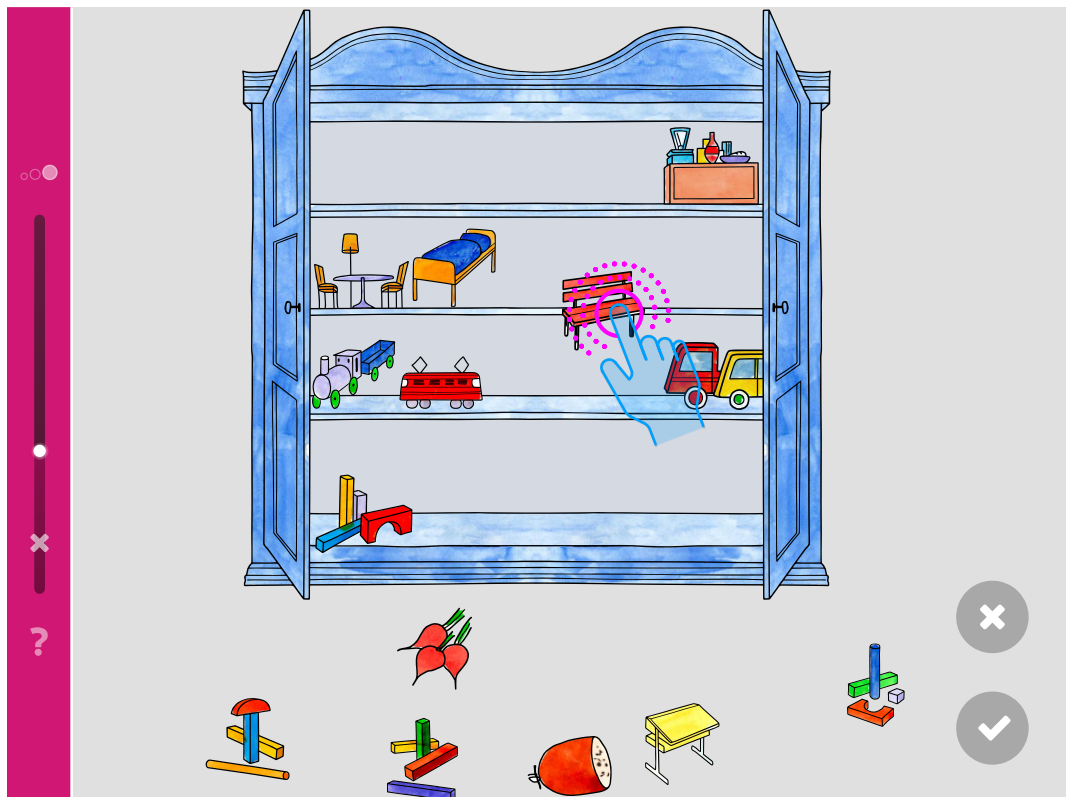



**profax Verlag AG**  
Bahnstrasse 28  
9435 Heerbrugg  
Schweiz  
+41 44 500 60 10  
info@profax.com  
www.profax.com

profax

### 3.4.5. Drag & Drop

One or more elements are clicked or tapped on and must be moved (with the mouse button held down) to a destination according to certain specifications. The assignment must be confirmed at the end.

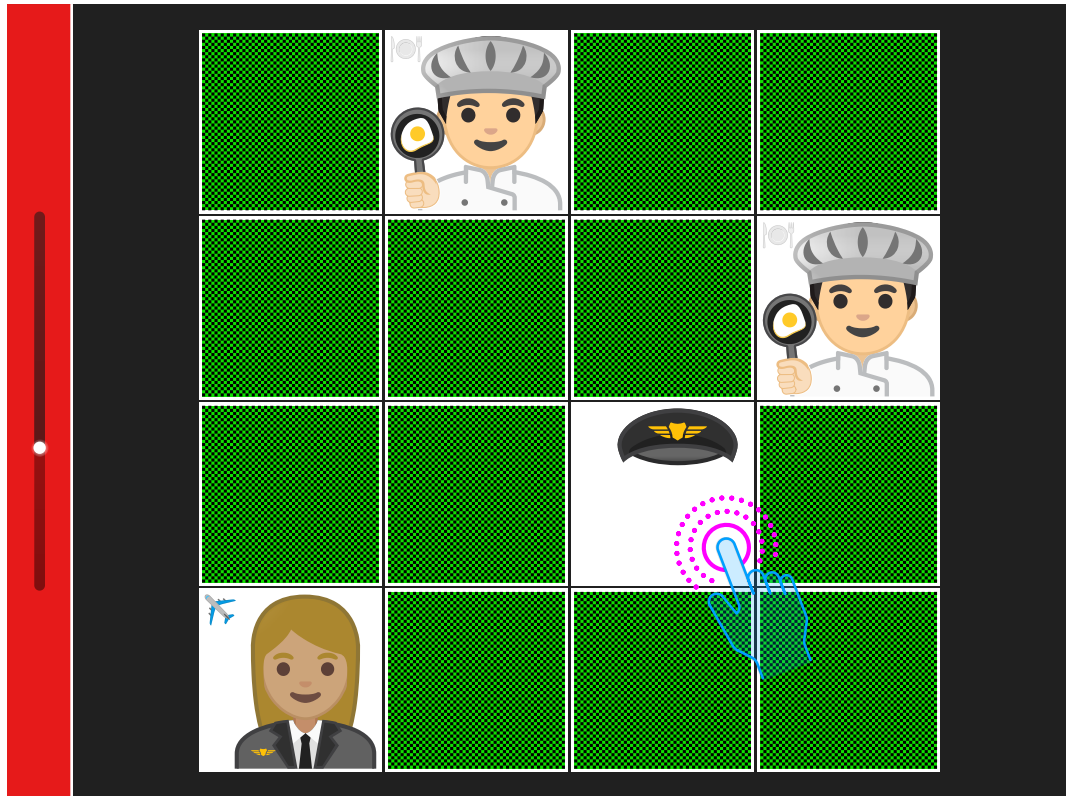


**profax Verlag AG**  
Bahnstrasse 28  
9435 Heerbrugg  
Schweiz  
+41 44 500 60 10  
info@profax.com  
www.profax.com

profax

### 3.4.6. Memory

Pairs of cards that belong together must be uncovered. Once all pairs have been found, the exercise is completed.



The list of exercise types will be continuously updated as the LOGO series is expanded.

**profax Verlag AG**  
Bahnstrasse 28  
9435 Heerbrugg  
Schweiz  
+41 44 500 60 10  
info@profax.com  
www.profax.com

profax


## 4. Overview of all exercises

### LOGO 9 – Amounts


Level 1

Level 2

Level 3




Sort 3 identical objects by size



Sort 6 identical objects by size



Sort 8 identical objects by size




Sort 3 animals by size




Sort 6 animals by size



Sort 8 animals by size



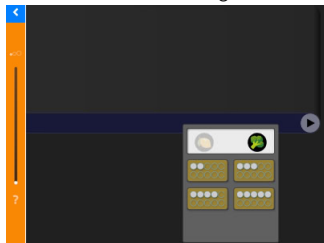
Visually recognizing Morse code: 3 code signals



Visually recognizing Morse code: 4 code signals



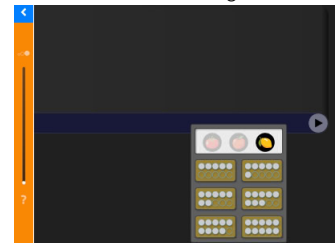
Visually recognizing Morse code: 5 code signals



Pack your suitcase in the right order: 3 objects



Pack your suitcase in the right order: 4 objects



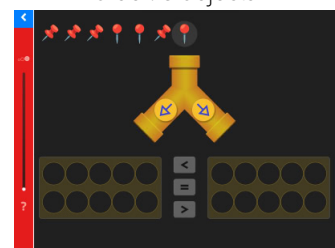
Pack your suitcase in the right order: 6 objects



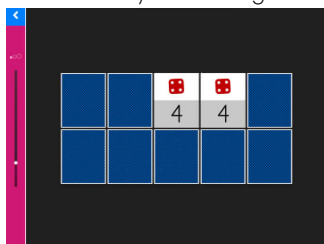
Recognizing Morse code acoustically: 3 code signals



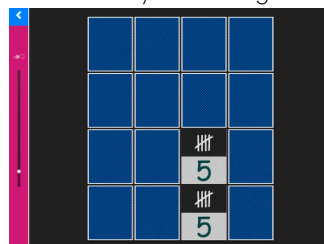
Recognizing Morse code acoustically: 4 code signals



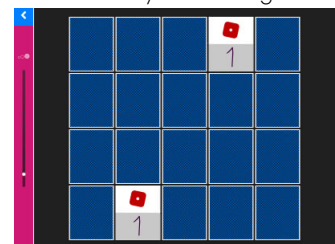
Recognizing Morse code acoustically: 6 code signals



Continue drawing line 1 – easy



Continue drawing line 1 – medium

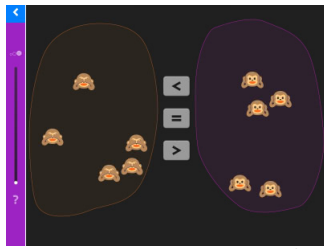


Continue drawing line 1 – difficult

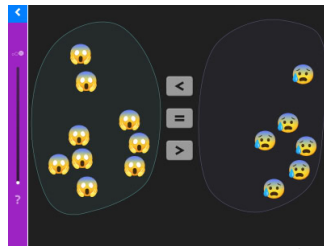
**profax Verlag AG**

Bahnstrasse 28  
9435 Heerbrugg  
Schweiz  
+41 44 500 60 10  
info@profax.com  
www.profax.com

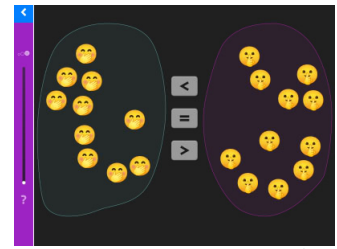
profax




Reproduce a sequence of sounds – 3 with 3




Reproduce a sequence of sounds – 4 with 5




Reproduce a sequence of sounds – 5 with 5



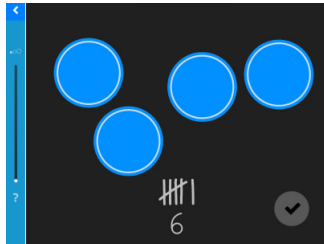
Continue drawing line 2 – easy



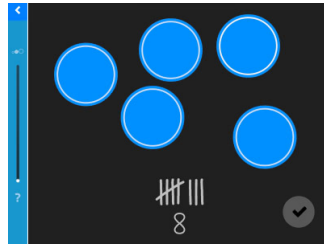
Continue drawing line 2 – medium



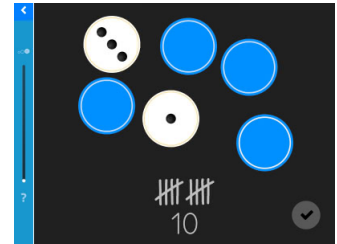
Continue drawing line 2 – difficult



Reproduce a sequence of sounds – 4 with 8



Reproduce a sequence of sounds – 5 with 8



Reproduce a sequence of sounds – 6 with 8

**profax Verlag AG**

Bahnstrasse 28  
9435 Heerbrugg  
Schweiz  
+41 44 500 60 10  
info@profax.com  
www.profax.com

profax

## 5. Overview of all LOGO learning modules

### 5.1. LOGO 1 – Colours and Shapes



### 5.2. Logo 2 – Discover



profax Verlag AG  
Bahnstrasse 28  
9435 Heerbrugg  
Schweiz  
+41 44 500 60 10  
info@profax.com  
www.profax.com

profax

### 5.3. Logo 3 – Complete

**LOGO 3**  
Complete

A 3x3 grid of triangular icons. The icons are: 1. Circus elephant with a star. 2. Red triangle and white square with a star. 3. Two toucans with a star. 4. Blue car with a star. 5. Green circle and white square with a star. 6. Blue bear with a star. 7. Yellow star and white square with a star. 8. Two interlocking rings with a star. 9. Three small triangles with a star. A large elephant illustration is on the left.

### 5.4. Logo 4 – Directions

**LOGO 4**  
Directions

A 3x3 grid of triangular icons. The icons are: 1. Two squirrels with a star. 2. Three chicks with a star. 3. Blue power drill with a star. 4. White cabinet with a star. 5. White car with a star. 6. Butterfly with a star. 7. Square with 'r' and a star. 8. Soccer ball with a star. 9. Green and black square with a star. Two bear illustrations are on the left.

**profax Verlag AG**  
Bahnstrasse 28  
9435 Heerbrugg  
Schweiz  
+41 44 500 60 10  
info@profax.com  
www.profax.com

profax

## 5.5. Logo 5 – Combine

# LOGO 5

Combine




★


★


★


★


★


★


★


★


★

## 5.6. Logo 6 – Classify

# LOGO 6

Classify




★


★


★


★


★


★


★



★


★

**profax Verlag AG**  
 Bahnstrasse 28  
 9435 Heerbrugg  
 Schweiz  
 +41 44 500 60 10  
 info@profax.com  
 www.profax.com

profax

## 5.7. Logo 7 – Symmetries



## 5.8. Logo 8 – Series



**profax Verlag AG**  
 Bahnstrasse 28  
 9435 Heerbrugg  
 Schweiz  
 +41 44 500 60 10  
 info@profax.com  
 www.profax.com

profax

## 5.9. Logo 9 – Amounts

**LOGO 9**  
Amounts

5 blue fish, 5 yellow fish

3 geometric shapes (triangle, square, pentagon), 3 birds, 1 shopping cart, 1 fruit (lemon, broccoli), 1 pipe fitting, 1 die showing 8, 4 smiley faces, 1 clock, 3 dice

**profax Verlag AG**

Bahnstrasse 28  
9435 Heerbrugg  
Schweiz  
+41 44 500 60 10  
info@profax.com  
www.profax.com

profax

## 6. Team

Authors	Harriet Bünzli-Seiler René Fehr-Biscioni
Concept and contents	Harriet Bünzli-Seiler
Programming	René Fehr-Biscioni
Design	René Fehr-Biscioni Fred Bauer
Illustrations	Annette Sutter René Fehr-Biscioni
Publisher	profax Verlag AG

The LOGO learning booklet series for the *profaxli learning device* forms the basis for the development of the LOGO series on **profax** and as an iOS app. The basic ideas have been further developed to exploit the additional possibilities of digital learning.

Illustrations from the LOGO learning booklets used with the kind permission of Fred Bauer.

The learning modules in the LOGO series are also available as an iOS app in the App Store.

© profax Verlag AG

profaxonline  
selbstständig lernen: jederzeit & überall

### profax Verlag AG

Bahnstrasse 28  
9435 Heerbrugg  
Schweiz  
+41 44 500 60 10  
info@profax.com  
www.profax.com

profax