

Manual

tempo60 Basic arithmetic

1st through 9th grade

Fast, accurate mental arithmetic!

Content

1. Landing page

- 1.1. Rotate drum
- 1.2. Information on the training set
- 1.3. Quick selection of a operation
- 1.4. Two operating modes
 - 1.4.1. Training mode
 - 1.4.2. Test mode
- 1.5. Random set

2. Working with a tempo60 exercise set

- 2.1. Working in training mode
- 2.2. Working in test mode
- 2.3. Behavior of tempo60 in the event of errors

3. Work plan / Progress profaxonline

- 3.1. View learning progress
- 3.2. Reset the exercise
- 3.3. Create a work plan
- 3.4. 7 Days Stats and Timeline

4. The tempo60 exercise sets

- 4.1. key calculations Addition
- 4.2. key calculations Multiplication

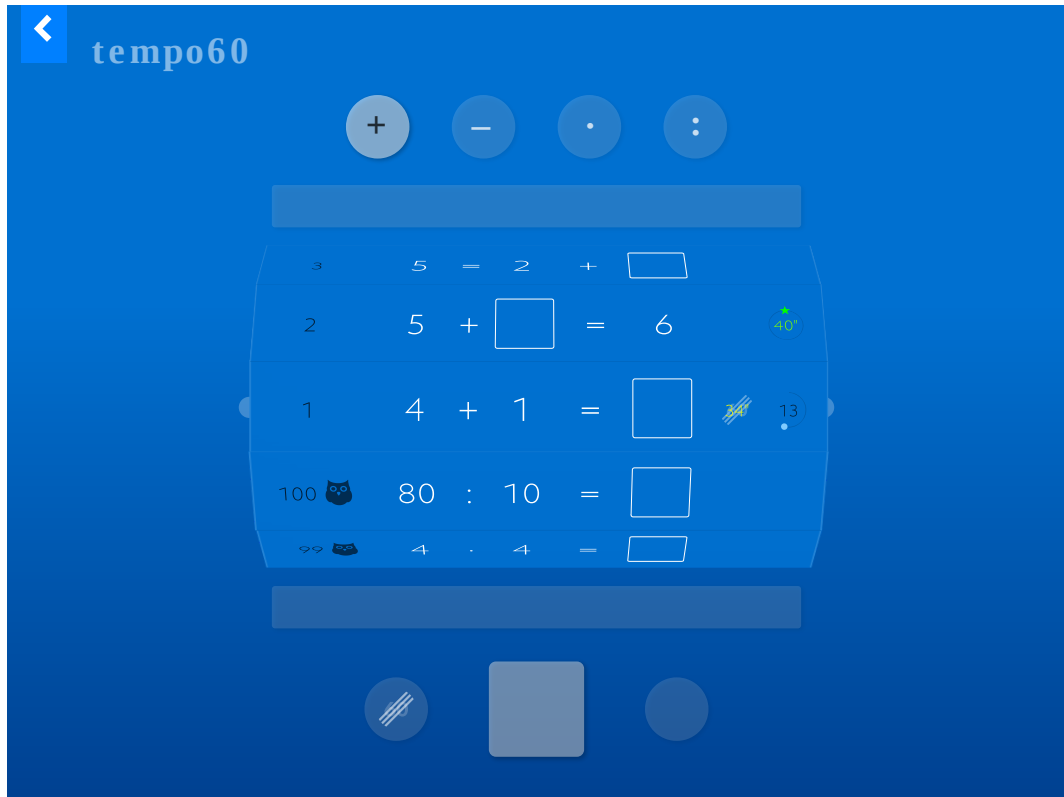
5. Team

profax Verlag AG

Bahnstrasse 28
9435 Heerbrugg
Schweiz
+41 44 500 60 10
info@profax.com
www.profax.ch

The logo for profax, featuring the word "profax" in a stylized, lowercase, blue font. The letters are connected and have a modern, rounded appearance.

1. Landing page



The landing page is both **exercise selection** and **Training Log**. Here, students select the desired exercise set, determine the work mode and have an insight into their work status.


1.1. Rotate drum



tempo60 offers **100 exercise sets** with **24 exercises** each for training basic operations. Click on the **arrow buttons** to rotate the drum to the desired exercise set. The set in the middle of the drum is active at the start of the exercise.



1.2. Information on the training set



The following properties are displayed in the exercise set:


- Set number
- Special feature
- Example / type of task
- Feedback
- Number of tasks in the set

 Especially difficult tasks


- ✎ key calculations
- 📊 Series (multiplication)

Some sets contain several types of task (e.g. $x + y = \square$ und $x + \square = y$). You can find a more detailed overview in → [The tempo60 exercise sets](#).

1.3. Quick selection of a operation




Clicking on an **operation symbol** directly selects the sets with the selected operation. Several symbols are active for mixed sets.



1.4. Two operating modes


Click on the **60 button** to switch between training mode and test mode.

1.4.1. Training mode



In training mode, students solve the 24 tasks in a set **without a time limit**. The tasks are provided randomly from a larger pool of tasks and shuffled each time the set is started.

1.4.2. Test mode



In test mode, students work **against the clock**. They try to solve the 24 tasks in the set in 60 seconds if possible. The order of the tasks always remains the same.

profax Verlag AG
 Bahnstrasse 28
 9435 Heerbrugg
 Schweiz
 +41 44 500 60 10
 info@profax.com
 www.profax.ch

profax

1.5. Random set




By clicking on the **random button**, the computer assigns the student a randomly selected set in the activated work mode.

2. Working with a tempo60 exercise set

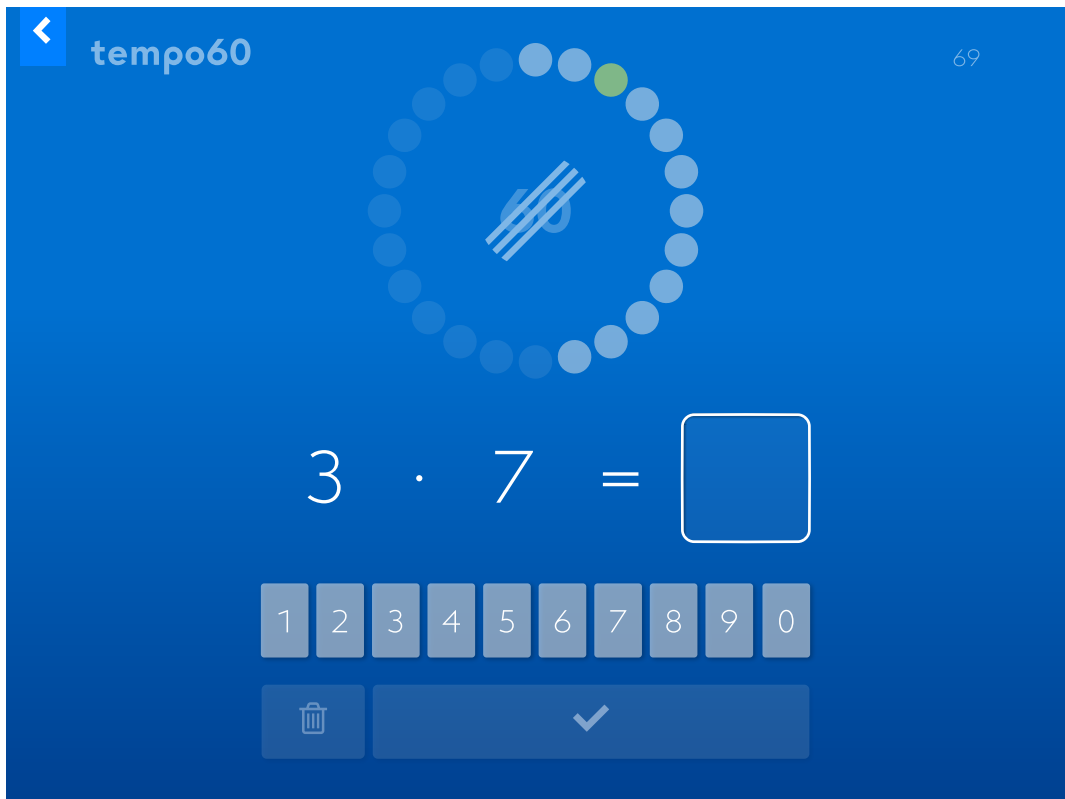


Clicking on the **start button** starts the countdown for the selected exercise set.

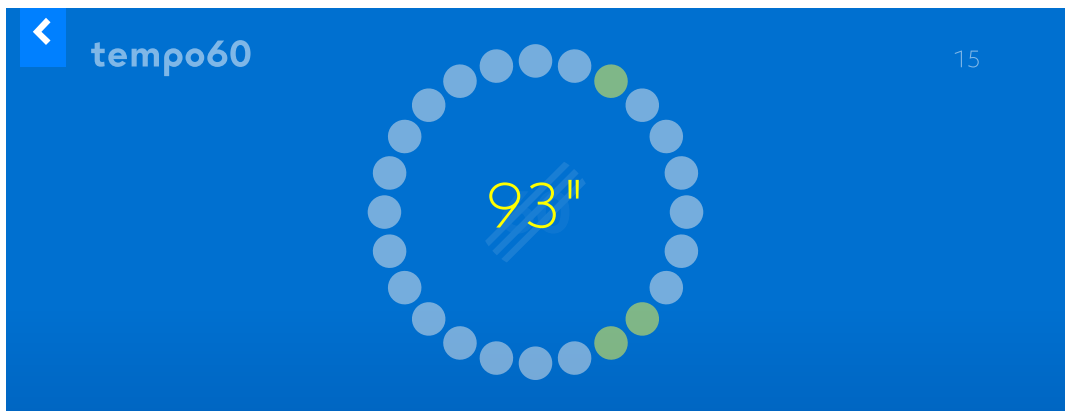


The countdown starts and the exercise begins at zero.

2.1. Working in training mode



The 24 dots in the circle represent the 24 tasks in the set. The results are entered using the keyboard or by tapping on the numbers on the screen. The entry is confirmed with **ENTER** or by clicking on the ✓ button on the screen. The entry can be corrected by clicking on 🗑️.



The feedback shows how much time in seconds was needed to solve the 24 tasks. Yellow dots represent results that had to be corrected.



The training mode symbol appears on the roller.



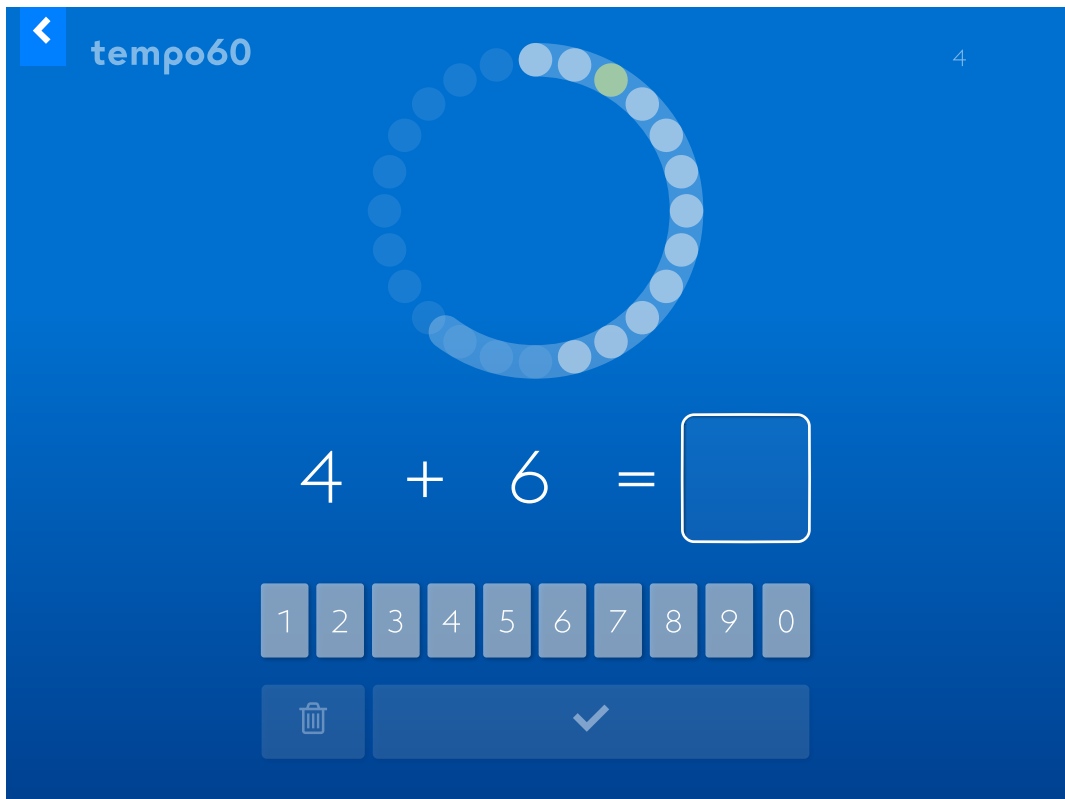
If the result was achieved in less than 60 seconds, the time required is also displayed.

If the student starts the set again, the best previous training time is displayed.

profax Verlag AG
 Bahnstrasse 28
 9435 Heerbrugg
 Schweiz
 +41 44 500 60 10
 info@profax.com
 www.profax.ch




2.2. Working in test mode

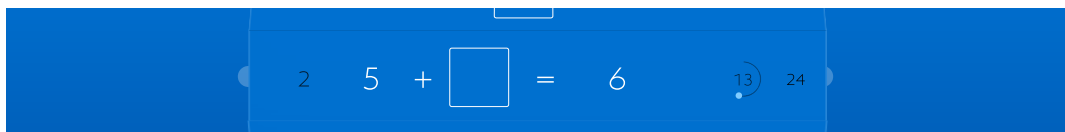


The 24 dots in the circle represent the 24 tasks in the set. Behind the task dots, the running time is visible as a filling arc. Students can see at any time whether they can keep up with the running clock.

Test with a time over 60 seconds



White dots stand for correctly solved tasks, yellow dots for incorrectly solved and corrected tasks.




If there is no better test result, the number of tasks that were solved within 60 seconds is displayed on the start page.


Test with a time under 60 seconds

profax Verlag AG
 Bahnstrasse 28
 9435 Heerbrugg
 Schweiz
 +41 44 500 60 10
 info@profax.com
 www.profax.ch



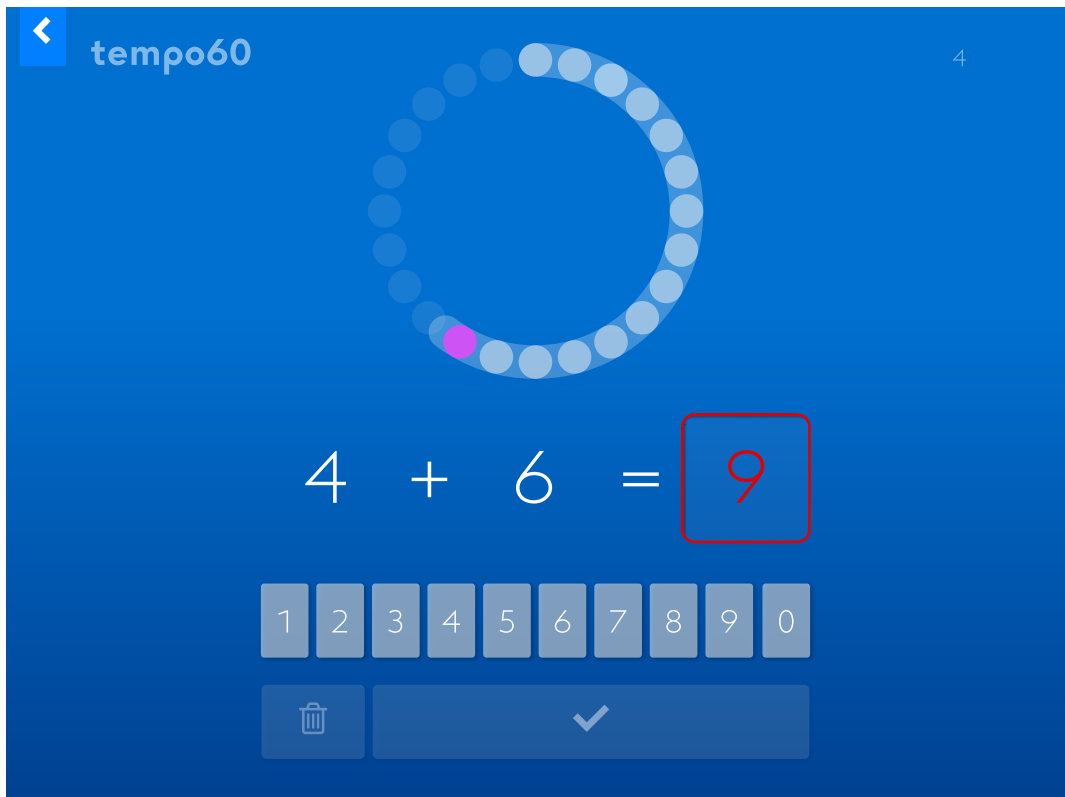


The exercise evaluation shows how much time was needed to solve the 24 tasks. If you manage to solve the 24 tasks within 60 seconds, you are rewarded with a star.



The best test time to date is displayed on the start page in the edited set. The star also appears on the drum. The best result is retained.

2.3. Behavior of tempo60 in the event of errors



Incorrectly entered results are displayed in red. A purple dot appears on the clock and the task must be solved again. The dot turns yellow as soon as the task has been solved correctly.

profax Verlag AG
 Bahnstrasse 28
 9435 Heerbrugg
 Schweiz
 +41 44 500 60 10
 info@profax.com
 www.profax.ch



3. Work plan / Progress profaxonline

The **Progress** area allows the teacher to accompany students on their individual learning path.

Teachers only see students from groups to which they themselves belong. To do this, the administrator must assign the responsible teacher to the corresponding groups. A teacher can be responsible for several groups.

In the gray column on the left, click on **Progress**.

Select a person.

All learning modules assigned to the person are displayed in the *Progress* column. Show or hide all exercises of a learning module by clicking on the title of the learning module.

In tempo60, one line is displayed for each exercise for the training (e as in *exercise*) and one for the test.

If you activate the checkbox for **only worked exercises**, only the exercises in which the student is currently working or whose training has been completed are displayed.

profax Verlag AG

Bahnstrasse 28
9435 Heerbrugg
Schweiz
+41 44 500 60 10
info@profax.com
www.profax.ch



3.1. View learning progress

Exercise 1 – Level 1	
Exercise 1 – Level 2	
Exercise 7 – Level 1	

For exercises with individual tasks, the learning status is displayed with a colored field for each task.

Birds: Exercise 1A	
Technology: Exercise 1A	
Rhythm: Exercise2B	

For exercises with a flashcard, the learning status is displayed as a progress bar.

They mean:

- green** Answer correct
- red** Answer incorrect
- orange** the task is currently under revision
- gray** not worked on it

3.2. Reset the exercise

Exercises can be reset by clicking on

3.3. Work plan

By clicking on , exercises can be added to or removed from the work plan of the selected student, by clicking on of the selected group. If an exercise is in the work plan, the name of the training module and the progress indicator are highlighted in yellow. If the line is green, the training work is complete.

3.4. 7 Days Stats and Timeline

If you work with a *weekly plan* , you will receive feedback on how long you have worked with the individual learning modules in the last seven days under **7 Days Stats**.

The **Timeline** shows when which exercises have been completed in the last 30 days. The **red** and **green** numbers indicate how many tasks were solved correctly or incorrectly.

The following parameters are recorded:

- if a child works before 07.00 , no time is displayed and all tasks of the same exercise are combined;
- if a child works after 07.00, the time is displayed and all tasks of the same exercise are combined if they are done within an hour;
- if a child works after 5 p.m. , no time is displayed and all tasks of the same exercise are combined;
- if a child works past midnight, the entry is spread over both days; the time shown starts when the first task is solved;
- if the child is inactive, the time is not counted.

4. The tempo60 exercise sets

profax Verlag AG

Bahnstrasse 28
9435 Heerbrugg
Schweiz
+41 44 500 60 10
info@profax.com
www.profax.ch

profax

Set	Opt	Aufgabentyp	Raum	10	Icon	Beispiele
1	+	$x + y = \square$	10	∅		$4 + 1 = \square$
2	+	$x + \square = y$	10	∅		$5 + \square = 6$
3	+	$x = y + \square$	10	∅		$5 = 2 + \square$
4	+	$x + y = \square$	20	selten		$3 + 6 = \square$
5	+	$x + y = \square$	20	oft		$8 + 4 = \square$
6	+	$x + y = \square$	20	oft		$9 + 8 = \square$
7	+	$x + y = \square$	20	selten	🔑	Addition mit 1 oder 5
8	+	$x + y = \square$	20	oft	🔑	Verdoppeln, Summe 10 Addition mit 5
9	+	$x + \square =$ $x + \square =$	20	∅		$6 + \square = 10$ $18 + \square = 20$
10	+	$x + \square = y$	20	selten		$9 + \square = 11$
11	+	$x + \square = y$	20	oft		$6 + \square = 13$
12	+	$x + \square = y$	20	oft		$7 + \square = 16$
13	+	$x = y + \square$	20	selten		$19 = 11 + \square$
14	+	$x = y + \square$	20	oft		$12 = 7 + \square$
15	+	$x = y + \square$	20	oft		$16 = 9 + \square$
16	+	$x = y + \square$ $x + \square = y$	20	oft	🐱	$14 = 3 + \square$ $7 + \square = 13$
17	+	$x + y = \square$	100	∅		$35 + 2 = \square$
18	+	$x + \mathbf{Z} = \square$	100	immer		$34 + 20 = \square$
19	+	$\mathbf{Z} + \mathbf{Z} = \square$ $\mathbf{Z5} + \mathbf{Z} = \square$	100	immer		$20 + 60 = \square$ $35 + 40 = \square$
20	+	$x + y = \square$	100	selten		$32 + 3 = \square$
21	+	$x + y = \square$	100	oft		$56 + 5 = \square$
22	+	$x + y = \square$	100	oft		$64 + 9 = \square$
23	+	$x + \square = y$	100	∅		$82 + \square = 86$
24	+	$x + \square = \mathbf{Z}$	100	∅		$37 + \square = 40$
25	+	$x + \square = y$	100	selten		$52 + \square = 59$
26	+	$x + \square = y$	100	oft		$75 + \square = 83$
Set	Opt	Aufgabentypen	Raum	10	Icon	Beispiele
27	+	$\mathbf{Z} + \square =$ $\mathbf{Z5} + \square =$	100			$40 + \square = 100$ $65 + \square = 100$
28	+	$x + \square = \mathbf{100}$	100	selten	🐱	$64 + \square = 100$
29	+	$x = y + \square$	bis 102	selten	🐱	$28 = 21 + \square$
30	+	$x = y + \square$	bis 103	selten	🐱	$85 = 76 + \square$
31	+	$x + \square = y$	bis 107	oft	🐱	$101 = 97 + \square$
32	-	$x - y = \square$	10	∅		$6 - 2 = \square$












profax Verlag AG
 Bahnstrasse 28
 9435 Heerbrugg
 Schweiz
 +41 44 500 60 10
 info@profax.com
 www.profax.ch







33	-	$x - \square = y$	10	∅		$4 - \square = 2$
34	-	$x = y - \square$	10	∅		$3 = 5 - \square$
35	-	$x - y = \square$	20	selten		$8 - 5 = \square$
36	-	$x - y = \square$	20	oft		$14 - 6 = \square$
37	-	$x - y = \square$	20	oft		$15 - 7 = \square$
38	-	$10 - \square = x$ $20 - \square = x$	20	∅		$10 - \square = 5$ $20 - \square = 16$
39	-	$x - \square = y$	20	selten		$9 - \square = 3$
40	-	$x - \square = y$	20	oft		$14 - \square = 8$
41	-	$x - \square = y$	20	oft		$15 - \square = 7$
42	-	$x = y - \square$	20	selten		$11 = 19 - \square$
43	-	$x = y - \square$	20	oft		$6 = 13 - \square$
44	-	$x = y - \square$	20	oft		$9 = 16 - \square$
45	-	$x - y = \square$ $x - \square = y$	20	oft		$13 - 6 = \square$ $11 - \square = 4$
46	-	$x - y = \square$	100	∅		$38 - 4 = \square$
47	-	$Z - Z = \square$ $Z5 - Z = \square$	100	immer		$70 - 20 = \square$ $45 - 30 = \square$
48	-	$x - Z = \square$	100	immer		$73 - 40 = \square$
49	-	$x - y = \square$	100	selten		$99 - 7 = \square$
50	-	$x - y = \square$	100	oft		$51 - 4 = \square$
51	-	$x - y = \square$	100	oft		$33 - 9 = \square$
52	-	$x - \square = y$	100	∅		$84 - \square = 81$
53	-	$Z - \square = y$	100	∅		$70 - \square = 65$
54	-	$x - \square = y$	100	selten		$49 - \square = 42$
Set	Opt	Aufgabentypen	Raum	10	Icon	Beispiele
55	-	$100 - \square = Z$ $100 - \square = Z5$	100	immer		$100 - \square = 5$ $100 - \square = 16$
56	-	$100 - \square = y$	100	immer		$100 - \square = 34$
57	-	$x - \square = y$	bis 102	oft		$63 - \square = 58$
58	-	$x - \square = y$	bis 109	oft		$104 - \square = 96$
59	+/-	$x + y = \square$ $x - y = \square$	20	oft		$8 + 7 = \square$ $13 - 8 = \square$
60	+/-	$x + \square = y$ $x - \square = y$	20	oft		$8 + \square = 12$ $13 - \square = 6$
61	+/-	$x + y = \square$ $x - y = \square$	bis 103	oft		$84 + 8 = \square$ $64 - 9 = \square$
62	+/-	$x + \square = y$ $x - \square = y$	bis 106	oft		$46 + \square = 55$ $103 - \square = 94$
Set	Opt	Aufgabentypen	Reihen	Icon	Beispiele	
63	*	$x * 1 = \square$ $x = \square * 1$	1er-Reihe		$6 * 1 = \square$ $3 = \square * 1$	

profax Verlag AG
 Bahnstrasse 28
 9435 Heerbrugg
 Schweiz
 +41 44 500 60 10
 info@profax.com
 www.profax.ch



64	*	$x * 2 = \square$ $x = \square * 2$	2er-Reihe		$4 * 2 = \square$ $12 = \square * 2$
65	*	$x * 3 = \square$ $x = \square * 3$	3er-Reihe		$2 * 3 = \square$ $9 = \square * 3$
66	*	$x * 4 = \square$ $x = \square * 4$	4er-Reihe		$5 * 4 = \square$ $16 = \square * 4$
67	*	$x * 5 = \square$ $x = \square * 5$	5er-Reihe		$3 * 5 = \square$ $35 = \square * 5$
68	*	$x * 6 = \square$ $x = \square * 6$	6er-Reihe		$7 * 6 = \square$ $54 = \square * 6$
69	*	$x * 7 = \square$ $x = \square * 7$	7er-Reihe		$4 * 7 = \square$ $21 = \square * 7$
70	*	$x * 8 = \square$ $x = \square * 8$	8er-Reihe		$8 * 8 = \square$ $24 = \square * 8$
71	*	$x * 9 = \square$ $x = \square * 9$	9er-Reihe		$4 * 9 = \square$ $18 = \square * 9$
72	*	$x * 10 = \square$ $x = \square * 10$	10er-Reihe		$5 * 10 = \square$ $70 = \square * 10$
73	*	$x * y = \square$			Multiplikation mit 2, 5, 10
74	*	$x * y = \square$ $x * x = \square$			Multiplikation mit 5 Quadratzahlen
Set	Opt	Aufgabentypen	Raum	Icon	Beispiele
75	*	$x * y = \square$	alle Reihen		$2 * 3 = \square$
76	*	$x * y = \square$	alle Reihen		$9 * 4 = \square$
77	*	$x * y = \square$	alle Reihen		$7 * 7 = \square$
78	*	$x * y = \square$	alle Reihen		$3 * 9 = \square$
79	*	$x = \square * y$	alle Reihen		$24 = \square * 6$
80	*	$x = \square * y$	alle Reihen		$42 = \square * 7$
81	*	$x = \square * y$	alle Reihen		$15 = \square * 3$
82	*	$x = \square * y$	alle Reihen		$63 = \square * 9$
83	*	$x = y * \square$	alle Reihen		$14 = 2 * \square$
84	*	$x = y * \square$	alle Reihen		$18 = 6 * \square$
85	*	$x = y * \square$	alle Reihen		$40 = 5 * \square$
86	*	$x = y * \square$	alle Reihen		$63 = 9 * \square$
87	*	$x * y = \square$ $x = \square * y$ $x = y * \square$	alle Reihen		$6 * 4 = \square$ $24 = \square * 4$ $24 = 4 * \square$
88	*	$x * y = \square$ $x = \square * y$ $x = y * \square$	alle Reihen		$3 * 9 = \square$ $27 = \square * 9$ $27 = 9 * \square$
89	:	$x : y = \square$	alle Reihen		$15 : 3 = \square$
90	:	$x : y = \square$	alle Reihen		$32 : 8 = \square$

91	:	$x : y = \square$	alle Reihen		$25 : 5 = \square$
92	:	$x : y = \square$	alle Reihen		$48 : 6 = \square$
93	:	$x : \square = y$	alle Reihen		$15 : \square = 3$
94	:	$x : \square = y$	alle Reihen		$36 : \square = 6$
95	:	$x : \square = y$	alle Reihen		$45 : \square = 9$
96	:	$x : \square = y$	alle Reihen		$24 : \square = 3$
97	* /:	$x * y = \square$ $x : y = \square$	alle Reihen		$3 * 7 = \square$ $21 : 7 = \square$
98	* /:	$x * y = \square$ $x : y = \square$	alle Reihen		$5 * 7 = \square$ $35 : 7 = \square$
99	* /:	$x * y = \square$ $x : y = \square$	alle Reihen		$4 * 4 = \square$ $16 : 4 = \square$
100	* /:	$x * y = \square$ $x : y = \square$	alle Reihen		$8 * 10 = \square$ $80 : 10 = \square$

4.1. key calculations Addition

1+1	1+2	1+3	1+4	1+5	1+6	1+7	1+8	1+9	1+10
2+1	2+2	2+3	2+4	2+5	2+6	2+7	2+8	2+9	2+10
3+1	3+2	3+3	3+4	3+5	3+6	3+7	3+8	3+9	3+10
4+1	4+2	4+3	4+4	4+5	4+6	4+7	4+8	4+9	4+10
5+1	5+2	5+3	5+4	5+5	5+6	5+7	5+8	5+9	5+10
6+1	6+2	6+3	6+4	6+5	6+6	6+7	6+8	6+9	6+10
7+1	7+2	7+3	7+4	7+5	7+6	7+7	7+8	7+9	7+10
8+1	8+2	8+3	8+4	8+5	8+6	8+7	8+8	8+9	8+10
9+1	9+2	9+3	9+4	9+5	9+6	9+7	9+8	9+9	9+10
10+1	10+2	10+3	10+4	10+5	10+6	10+7	10+8	10+9	10+10

 key calculations

Set 7: Additions with 1 or 5

Set 8: Double, Sum 10, Additions with 5

profax Verlag AG
 Bahnstrasse 28
 9435 Heerbrugg
 Schweiz
 +41 44 500 60 10
 info@profax.com
 www.profax.ch

profax

4.2. key calculations Multiplication

 key calculations Multiplication

 key calculations

Set 73: Multiplication by 2 or 10, Multiplication by 25

Set 74: Multiplication by 5, Square numbers

profax Verlag AG

Bahnstrasse 28
9435 Heerbrugg
Schweiz
+41 44 500 60 10
info@profax.com
www.profax.ch

profax

5. Team

Concept and contents	Harriet Bünzli-Seiler Based on <i>tempo60 - hourglass arithmetic training</i> , Author: Beni Aeschlimann
Programming	René Fehr-Biscioni
Design	René Fehr-Biscioni

© profax Verlag AG

profax
selbstständig lernen: jederzeit & überall

profax Verlag AG

Bahnstrasse 28
9435 Heerbrugg
Schweiz
+41 44 500 60 10
info@profax.com
www.profax.ch

profax